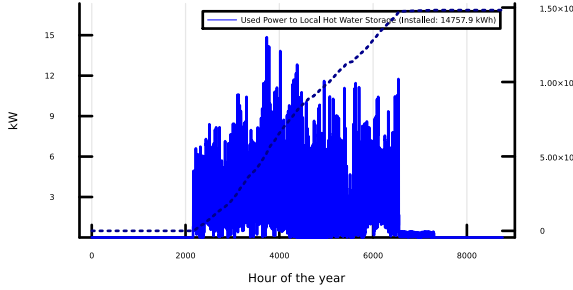
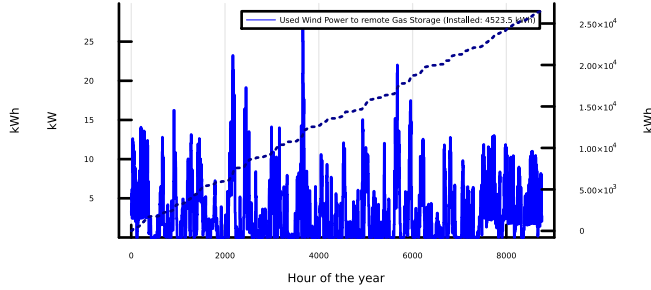


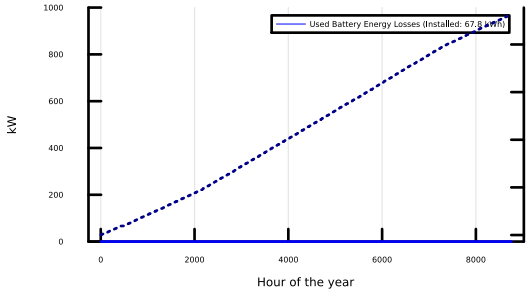
(Max. 14.9kW) Power to Local Hot Water Storage (Installed: 14757.9 kWh)
(RHS: Cumulated (dot-line))



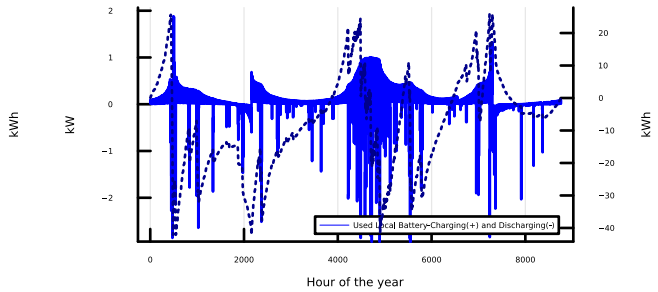
(Max. 27.2kW) Wind Power to remote Gas Storage (Installed: 4523.5 kWh)
(RHS: Cumulated (dot-line))



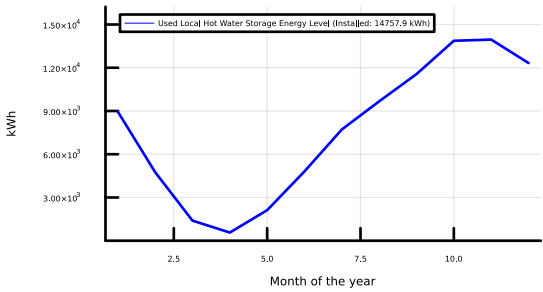
(Max. 0.0kW) Battery Energy Losses (Installed: 67.8 kWh)
(RHS: Cumulated (dot-line))



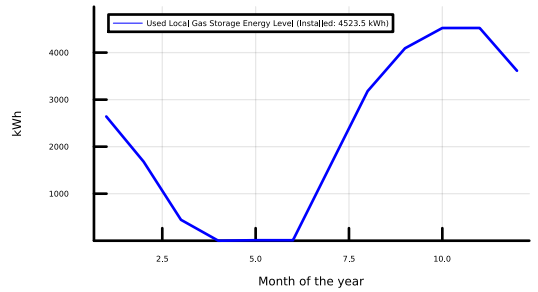
(Max. 1.9kW) Local Battery-Charging(+) and Discharging(-)
(RHS: Cumulated (dot-line))



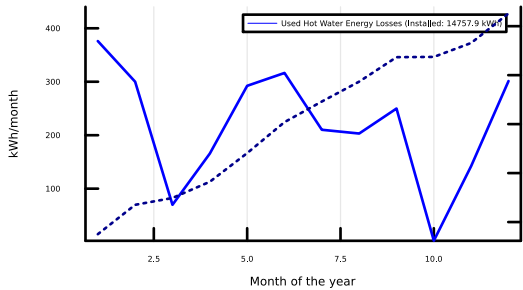
(Max. 13954.7kWh) Local Hot Water Storage Energy Level (Installed: 14757.9 kWh)



(Max. 4523.5kWh) Local Gas Storage Energy Level (Installed: 4523.5 kWh)



(Max. 376.1kWh/month) Hot Water Energy Losses (Installed: 14757.9 kWh)
(RHS: Cumulated (dot-line))



(Max. 1325.3kWh/month) Gas Energy Losses (Installed: 4523.5 kWh)
(RHS: Cumulated (dot-line))

